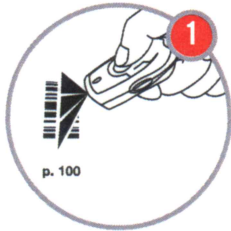


jumpcart™

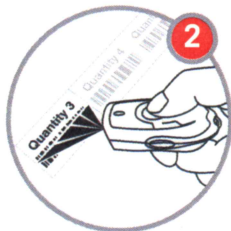
Ordering Made Simple.

Scan.



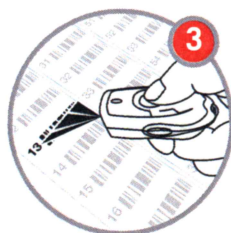
1 Scan the JumpCode™

- Hold the scanner approximately three to four inches above the paper. The scanning beam should be wider than the width of the JumpCode.
- Press the large + button on the scanner. the scanner will beep when you have successfully scanned the JumpCode.



2 Select the desired quantity

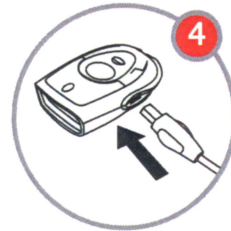
- If you only wish to order a quantity of one of the item you scanned, there is no need to do any additional scanning for this item.
- If you would like to order a quantity of two, scan the JumpCode twice.
- If you wish to order a quantity of more than two, you can scan the JumpCode multiple times or scan the quantity JumpCode found at the bottom of each catalog page.
- **Note:** The quantity JumpCodes are additive in nature. For example, if you want to order a quantity of seven, simply scan the quantity JumpCode for four and the quantity JumpCode for three.



3 Repeat


- Repeat steps 1 and 2 for each product you wish to order.

Order.




4 Ordering supplies

- When you are finished scanning, plug the scanner into the scanner cord attached to your PC.
- You may be prompted to enter a userid and password.



5 Review your order

- Our eCommerce site will automatically open with the items you scanned pre-loaded into a shopping cart.
- You may now add, delete or change any of the items in your cart.



6 Submit your order

- Complete the steps required to check-out and submit your order.

Save.

JumpCart is designed to make ordering your supplies as simple as possible. Scanning JumpCodes is much faster and more accurate than writing down the items you wish to order. You will spend less time preparing your orders and less time fixing order errors which in turn saves you money.

Be sure to ask us about our ability to put labels in the areas where you are storing and consuming supplies such as your break room for break room supplies, on your printers and fax machines for the toners they use, and in your facility closets for your cleaning supplies. Our goal is to customize JumpCart to your ordering process in order to reduce the time you spend ordering supplies and allow you to deal with the many other important tasks in your day.

By the way, we know that over time you will require changes to this catalog. Anytime you need this catalog to be updated, simply tell your sales representative what changes you need and we will make it happen. We mean it when we say, **your Catalog, your Way.**