



Color Printers

	 SP C222DN Series <i>Fast, compelling color engineered for the desktop.</i>	 SP C400DN <i>Affordable, fast, reliable color system that delivers all the quality you expect — and all the value you demand.</i>	 LP331cn <i>Productive 8.5"x14" printing with integrated duplexing makes color easy and affordable.</i>	 GX2500 <i>An affordable, fast color business printer.</i>	 GX3000 <i>An affordable, fast color business printer with standard duplexing.</i>	 GX3050N <i>An affordable, fast color business printer with standard duplexing.</i>	 GX5050N <i>An affordable, fast color business printer with standard duplexing.</i>	 GX7000 <i>A fast, affordable, entry-level 11" x 17" color printer for business.</i>	 LP231cn <i>Efficient 8.5"x14" printing with integrated duplex and a low total cost of ownership.</i>	 LP332c <i>The color laser printer for high-demand businesses.</i>	 LP440c <i>High-quality graphics. Fast print runs. Impressive finishing. Meet the one printer everyone will turn to.</i>
Technology	Color laser	Color laser	Color laser	Piezo Inkjet System	Piezo Inkjet System	Piezo Inkjet System	Piezo Inkjet System	Piezo Inkjet System	Color laser	Color laser	Color laser
Print Speed	16 ppm (SP C220N) and 21 ppm (SP C221N / C222DN) black & white	26 ppm black & white 26 ppm color	31 ppm black & white 31 ppm color	28 ppm black & white 28 ppm color	29 ppm black & white 29 ppm color	29 ppm black & white 29 ppm color	30 ppm black & white 30 ppm color	29 ppm black & white 29 ppm color	31 ppm black & white 31 ppm color	32 ppm black & white 28 ppm color	40 ppm black & white 40 ppm color
Maximum Paper Size	8.5"x14"	8.5"x14"	8.5"x14"	8.5" x 11"	8.5"x14"	8.5"x14"	8.5"x14"	11" x 17" 12" x 51" (via bypass)	8.5"x14"	12"x18" or 12"x49" (RPCS only)	12"x18" or 12"x49" (RPCS only)
Maximum Resolution	2,400 x 600 dpi	1,200 x 1,200 dpi	1,200 x 1,200 dpi	3,600 x 1,200 dpi	3,600 x 1,200 dpi	3,600 x 1,200 dpi	3,600 x 1,200 dpi	3,600 x 1,200 dpi	1,200 x 1,200 dpi	1,200 x 1,200 dpi	9,600 x 600 dpi
CPU Speed	192MHz - SP C220N 300MHz - (SP C221N & SP C222DN)	RM7035C 600MHz	8.5"x14" and 8.5" x 35" (RPCS only)	TMP R4951-200 MHz	TMP R4951-200 MHz	TMP R4956-400MHz	TMP R4956-400MHz	TMP R4951-200MHz	RM7035C 600MHz	Celeron 733MHz	Celeron 866MHz
Standard Memory	64MB - SP C220N 128MB- SP C221N & SP C222DN	256MB	256MB	16MB	32MB	64MB	64MB	16MB	256MB	256MB	Base:256MB, T1: 384MB
Maximum Memory	64 MB - SP C220N 640MB- SP C221N & SP C222DN	512MB	512MB	16MB	32MB	64MB	64MB	16MB	512MB	512MB	512MB
Print Languages	DDST- SP C220N / PostScript 3 emulation, PCL5c/6- SP C22N & SP C222DN	Adobe PostScript 3, PCL 5c, PCL 6 emulation, Ricoh RPCS, and PDF Printing	Adobe PostScript 3, PCL 5c, PCL 6 emulation, Ricoh RPCS, PDF Printing, and PictBridge (optional)	Ricoh RPCS	Ricoh RPCS	Ricoh RPCS, PCL 5c/6	Ricoh RPCS, PCL 5c/6	Ricoh RPCS	Adobe PostScript 3, PCL 5c, PCL 6 emulation, Ricoh RPCS, and PDF Printing	Adobe PostScript 3, PCL 5c and PCL6, Ricoh RPCS, and PDF Direct Print	Adobe PostScript 3, PCL 5c, PCL6, Ricoh RPCS, and PDF Direct Print
Connectivity Standard	Standard USB 2.0, 10/100Base TX Ethernet & USB Host IF for PictBridge (SP C222DN)	USB 2.0, 10/100Base TX	USB 2.0, 10/100Base TX, USB Host I/F	USB 1.1/2.0, 10/100Base, TX Ethernet	USB 1.1/2.0, 10/100Base, TX Ethernet	USB 1.1/2.0, 10/100Base, TX Ethernet	USB 1.1/2.0, 10/100Base, TX Ethernet	USB 1.1/2.0, 10/100Base, TX Ethernet	USB 2.0, 10/100Base TX	10/100Base TX, USB 2.0	10/100Base TX, USB 2.0
Connectivity Option	IEEE 802.11 b/g Wireless Bridge	Gigabit Ethernet, IEEE 802.11b Wireless LAN, IEEE 1284, USB Host	Gigabit Ethernet, IEEE 802.11b Wireless LAN, Bluetooth, & IEEE 1284	10/100Base TX Ethernet	10/100Base TX Ethernet	N/A	N/A	10/100Base TX Ethernet	Gigabit Ethernet, IEEE 802.11b Wireless LAN, Bluetooth, IEEE 1284, USB Host	Gigabit Ethernet, IEEE 802.11b Wireless LAN, Bluetooth, IEEE 1284, 1394, IEEE 1284, USB Host	Gigabit Ethernet, IEEE 802.11b Wireless LAN, Bluetooth, IEEE 1284-compliant parallel, USB Host
Input Capacity Standard	250 sheets plus 1-sheet Bypass Tray	550 sheets plus 100-sheet bypass tray	550 sheets plus 100-sheet bypass tray	250 sheets	250 sheets plus 100-sheet multi-bypass tray	250 sheets plus 100-sheet multi-bypass tray	250 sheets plus 100-sheet multi-bypass tray, 500-sheet Paper Feed Unit	250 sheets 100-sheet bypass tray optional, 250 sheet paper feed unit - optional	550 sheets plus 100-sheet bypass tray	1,000 sheets plus 100-sheet bypass tray	1,100 sheets plus 100-sheet bypass tray
Input Capacity Max.	751 sheets (SP C221N & SP C222DN)	1,750 sheets	2,300 sheets	250 sheets	350 sheets	350 sheets	850 sheets	600 sheets	1,750 sheets	3,100 sheets	3,200 sheets
Media Type	Plain paper, labels, transparencies, envelopes, and card stock	Plain paper, labels, transparencies, envelopes, and card stock (media type listed is available through all paper trays)	Plain paper, labels, transparencies, envelopes, card stock, and waterproof media (media type listed is available through all paper trays)	Plain paper, inkjet plain paper, glossy paper, thick paper, recycled paper, transparencies, envelopes (bypass tray only)	Plain paper, inkjet plain paper, glossy paper, thick paper, recycled paper, transparencies, envelopes (bypass tray only)	Plain paper, inkjet plain paper, glossy paper, thick paper, recycled paper, transparencies, envelopes (bypass tray only)	Plain paper, inkjet plain paper, glossy paper, thick paper, recycled paper, transparencies, envelopes (bypass tray only)	Plain paper, inkjet plain paper, glossy paper, thick paper, recycled paper, transparencies, envelopes (bypass tray only)	Plain paper, labels, transparencies, envelopes, and card stock (media type listed is available through all paper trays)	Plain paper, labels, transparencies, envelopes, and card stock	Plain paper, labels, envelopes, glossy recycled preprinted, special, color, letterhead, card stock, coated and OHP paper and thick paper support (up to 140 lb. Index).
Duplexing	Standard- SP C222DN only	Standard	Standard	Not Available	Standard	Standard	Standard	Standard, up to 11" x 17"	Standard	Optional on Base Model Standard with all other with all other configurations	Standard with all configurations
Optional Finishing	Not Available	Not Available	Not Available	Not Available	Not Available	Not Available	Not Available	Not available	Not Available	Optional booklet finisher or sheet finisher (2 or 3-hole punch unit available for finishers)	1,000-sheet booklet finisher or 3,000-sheet finisher (2 or 3-hole punch unit available for finishers)
MFP Upgradeability	Not Available	Supports IS200e	Supports IS200e	Not Available	Not Available	Not Available	Not Available	Not available	Supports IS200e	Supports IS300e	Supports IS300e

Notes: Product photos shown may include optional accessories.
 For best results, we recommend that you use only Lanier consumables and supplies. Due to our policy of continual improvement, Lanier reserves the right to alter specifications of our products without prior notice.

All registered trademarks or trade names are the property of their respective owners and are hereby acknowledged.







For more information, please visit www.lanier.com

LANIER



Lanier Business Printer Line

Black & White Printers

	 SP 3300D/SP 3300DN <i>Powerful, Affordable Business Printing.</i>	 LP131n/LP136n <i>Advanced features, low cost, high-performance.</i>	 LP135n <i>Exceptional performance with uncompromising image quality.</i>	 SP 5100N <i>High-speed simplicity, low cost of ownership.</i>	 LP150dn <i>A dependable, productive printer for output intensive environments.</i>	 LP275hdn <i>High-speed, high-quality black & white printing with advanced finishing capabilities.</i>
Technology	Mono-laser	Mono-laser	Mono-laser	Mono-laser	Mono-laser	Mono-laser
Print Speed	30 ppm	31 ppm/36 ppm	35 ppm	45 ppm	50 ppm	75 ppm
Maximum Paper Size	8.5" x 14"	8.5"x14"	11"x17"	8.5" X 14"	11"x17"	11"x17"
Maximum Resolution	1,200 x 1,200 dpi	1,200 x 600 dpi	1,200 x 1,200 dpi	1,200 X 1,200 dpi (interpolated)	600 x 600 dpi	1,200 x 1,200 dpi
CPU Speed	ARM1020E @ 400MHz	RM5231 400 MHz	TX4955 372MHz	500 MHz	RM7035C @ 533MHz	Duron 866MHz
Standard Memory	32 MB	192 MB	128 MB	128 MB	256 MB	256MB RAM
Maximum Memory	160 MB	384 MB	256 MB	512 MB	512MB	256MB RAM
Print Languages	PCL 6, PostScript 3 emulation	Genuine Adobe PostScript 3, PCL 5e/6, Ricoh RPCS, and PDF Printing	Adobe PostScript 3, PCL 5e/6 emulation, Ricoh RPCS, and PDF Printing	Adobe PostScript 3, PCL 6 emulation and PDF printing	Adobe PostScript 3, PCL 5e/6, Ricoh RPCS, and PDF Printing Optional: IPDS	Adobe PostScript3, PCL5e/6 emulation, Ricoh RPCS, and PDF Printing
Connectivity Standard	SP 3300D: USB 2.0 SP 3300DN: USB 2.0, 10/100Base-TX Ethernet	IEEE 1284, USB 2.0, 10/100Base TX Ethernet	IEEE 1284 parallel, USB 2.0, 10/100Base TX Ethernet	IEEE 1284, USB 2.0, 100Base TX, 10Base-T Ethernet	10/100Base TX Ethernet, USB 2.0	10/100Base TX, USB 2.0
Connectivity Option	Not applicable	IEEE 802.11b Wireless, Gigabit Ethernet	IEEE 802.11b, Wireless Bluetooth IEEE 1394	Not Available	IEEE 1284 Parallel, IEEE 802.11b Wireless, Gigabit Ethernet	IEEE 1284 Parallel, IEEE 802.11b, Gigabit Ethernet, USB Host Interface
Input Capacity Standard	250 sheets plus 1-sheet bypass tray	500 sheets plus 100-sheet bypass tray	500 sheets plus 100-sheet bypass tray	500 sheets plus 100-sheet bypass tray	550 sheets x 2 plus 100-sheet bypass tray	4,200 sheets
Input Capacity Max.	501 sheets	1,600 sheets	1,600 sheets	2,100 sheets	4,400 sheets	8,200 sheets
Media Type	Std. & Opt. Trays: Plain paper Bypass Tray: Plain paper, transparencies, Labels, Envelopes, and Card Stock	Plain paper, thick paper, transparencies, envelopes, and recycled paper	Plain paper, thick paper, transparencies, envelopes, and recycled paper	Plain paper, transparencies, labels, envelopes and card stock	Plain paper, thick paper, transparencies, and recycled paper	Plain paper, thick paper, transparencies, tabs and recycled paper
Duplexing	SP 3300DN only	Optional	Optional	Optional	Standard	Standard
Optional Finishing	Not available	Not Available	Not Available	Not Available	1,000-sheet finisher, 3,000-sheet finisher, (50-sheet stapling plus opt. Hole punch)	3,000-sheet finisher or 3,000-sheet finisher with saddle-stitch
MFP Upgradeability	Not available	Supports IS200e	Supports IS200e/IS300e	Not Available	Not Available	Not Available